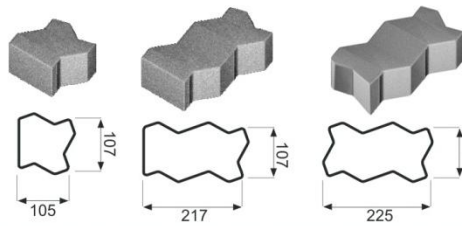
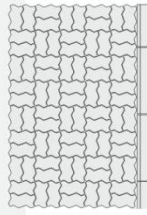



WIPROBET

Sp. j. B.T. Gryczewscy

KOSTKA BRUKOWA | WYROBY SZARE I KOLOROWE

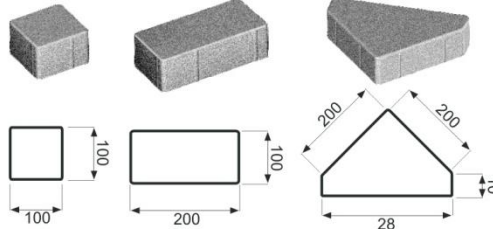


FAŁA



Grubość	Ilość m ² na 1 pal.	Waga palety
6	10,06	1400 kg
8	8,05	1440 kg

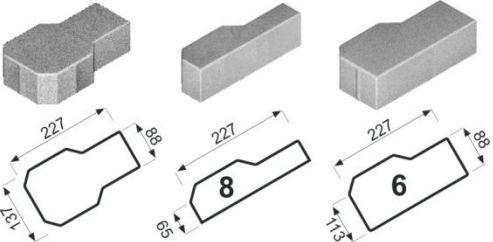


CEGIEŁKA

- z fazą
- bez fazy



Grubość	Ilość m ² na 1 pal.	Waga palety
6	10,80	1500 kg
8	8,64	1550 kg

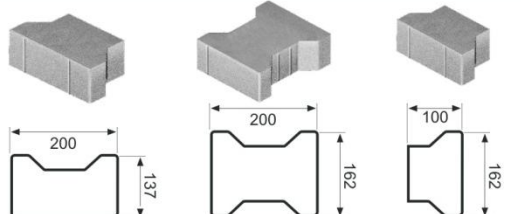


MŁOTEK



Grubość	Ilość m ² na 1 pal.	Waga palety
6	10,52	1415 kg
8	7,82 z połówkami	1420 kg
8	7,40 bez połówek	1340 kg

KOŚC

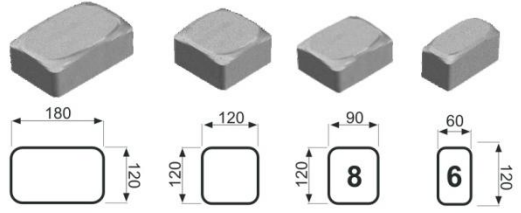


- z fazą
- bez fazy



Grubość	Ilość m ² na 1 pal.	Waga palety
8	7,45	1380 kg

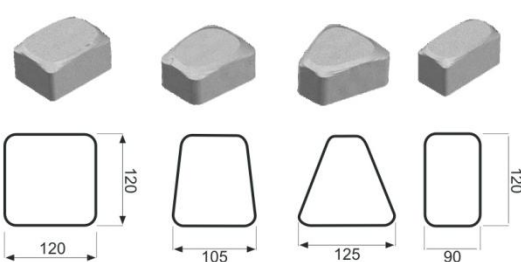

NOSTALIT

zwykła
rustical



Grubość	Ilość m ² na 1 pal.	Waga palety
6	9,58	1330 kg
8	8,99	1570 kg


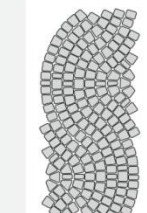

BRUK RZYMSKI



Grubość	Ilość m ² na 1 pal.	Waga palety
6	10,70	1420 kg

BRUK GRECKI

- bez fazy




Grubość	Ilość m ² na 1 pal.	Waga palety
6	9,24	1400 kg

WIPROBET


Sp. j. B.T. Gryczewscy

KOSTKA BRUKOWA | WYROBY SZARE I KOLOROWE

FALA



MŁOTEK



**KOŚĆ
• bez fazy**



**KOŚĆ
• z fazą**



NOSTALIT



**BRUK
RZYMSKI**



**CEGIEŁKA
• z fazą
• bez fazy**



**BRUK
GRECKI**

